



Underscore® Rectangle

60" x 30" alcove bath w/Bask®
K-1121-RW

Features

- Bask® heated surface creates spa-like relaxation with soothing warmth on your back, shoulders, and neck.
- Customize the heat with three adjustable settings.
- Integral lumbar support.
- Slotted overflow allows for deep soaking.
- Integral flange helps prevent water from seeping behind wall and simplifies alcove installation.

Material

- Acrylic.

Installation

- Right drain.
- Undermount.
- Alcove.
- Requires 110 V electrical service.

Required Products/Accessories

K-7271 Brass Slotted Overflow Bath Drain

or

K-7272 PVC Slotted Overflow Bath Drain

Recommended Products/Accessories

K-1491 Bath/Whirlpool Pillow

K-1601 Bath/whirlpool footstop, removable

K-24916 Wireless Music Kit

K-23726 Drain treatment

K-23732 Tub & shower cleaner



ADA

Codes/Standards

CSA B45.5/IAPMO Z124

ASTM E162

ASTM E662

ADA









ICC/ANSI A117.1

**KOHLER® Plastic Baths and
Receptors Lifetime Limited
Warranty**
**KOHLER® Hydrotherapy
Components Five-Year Limited
Warranty**

See website for detailed warranty information.

Available Colors/Finishes

Color tiles intended for reference only.

Color	Code	Description
	0	White
	96	Biscuit
	NY	Dune
	95	Ice™ Grey
	G9	Sandbar
	K4	Cashmere
	58	Thunder™ Grey
	7	Black Black™

1-800-4KOHLER (1-800-456-4537)

Kohler Co. reserves the right to make revisions without notice to product specifications.

For the most current Specification Sheet, go to www.kohler.com.

5-29-2021 13:51 - US/CA

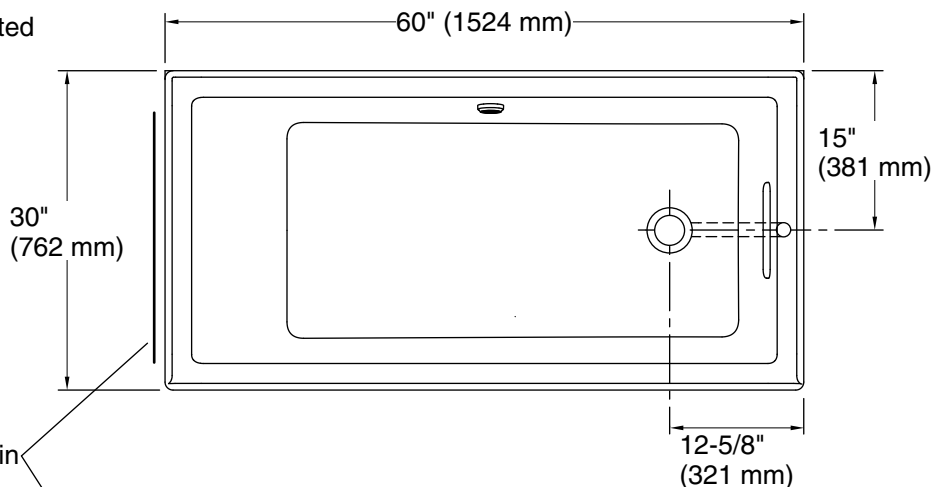
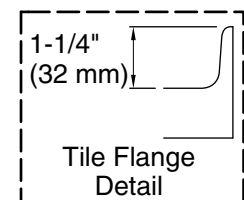
THE BOLD LOOK
OF **KOHLER®**



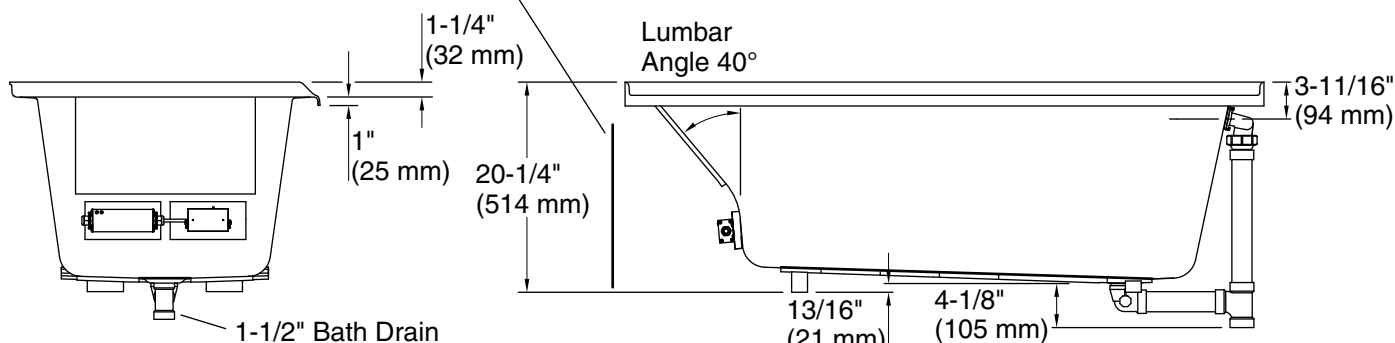
Underscore® Rectangle

60" x 30" alcove bath w/Bask®
K-1121-RW

No change in measurement if connected with drain illustrated. (K-7272)



Access Panel
20" (508 mm) L x 15" (381 mm) H Min



Required Electrical Service

One circuit required, protected with Class A Ground-Fault Circuit-Interrupter (GFCI). Outside North America, this device may be known as a Residual Current Device (RCD).

Heated Surface: 120 V, 15 A

Technical Information

All product dimensions are nominal.

Installation: Three-wall alcove

Drain location: Right

Basin area, bottom: 42-7/16" x 20" (1078 mm x 508 mm)

Basin area, top: 54-5/16" x 24-1/4" (1380 mm x 616 mm)

Weight: 81 lbs (36.7 kg)

Minimum floor load: 42 lbs/ft² (205.1 kg/m²)

Water depth: 15-1/8" (384 mm)

Water capacity: 59.8 gal (226.4 L)

Electrical component rating: Heated Surface: 120 V, 0.5 A, 60 Hz

Minimum flat for door: 1-15/16" (50 mm)

Notes

Measure your actual product for rough-in details.

Install this product according to the installation instructions.

The hot water supply should be 70% of the capacity of the bath or greater. Installations will vary.

ADA compliant when installed to the specific requirements of these regulations.